


Rendang Chicken

Cuisine: **South-East Asian**
Food category: **Poultry**

















Author: **Myat Ko ko**



Program steps

Preheating: 170 °C

1	 Combination	 50 %	 Termination by time	 35:00 mm:ss	 170 °C	 70 %	
2	 Combination	 50 %	 Termination by time	 10:00 mm:ss	 160 °C	 100 %	

Ingredients - number of portions - 10

Name	Value	Unit
Chicken legs boneless cube	1	kg
Shallot paste	300	g
lemongrass paste	60	g
Blue ginger paste	50	g
Garlic paste	20	g
Ginger paste	20	g
cinnamon stick	10	g
Cloves	5	g
Dry chilli paste	20	g
Vegetable oil	300	ml
Water	200	ml
Palm sugar	50	g
cardamom pods	10	g
star anise	10	g
Coconut milk	200	ml
Roasted coconut powder	50	g
Lime leaf	5	g

Name	Value	Unit
------	-------	------

Nutrition and allergens


Allergens:
Minerals:
Vitamins:

Directions

- Blend all the ingredients and spice together -Marinate all ingredients together and put into the 1/1 GN enameled container.
- Select combi mode and preheat.
- When buzz on load the container, add coconut milk and braised for 20 minutes.
- Stir it evenly two or three times.
- When the buzz of fold in the finishing gravy and roasted coconut powder and continue to cook 10 more minutes.
- Once cooked garnish with lime leaf and roasted coconut and ready to serve.

Nutritional value of one portion	Value
Energy	12.2 kJ
Carbohydrate	1.8 g
Fat	0.3 g
Protein	0.3 g
Water	0 g

Recommended accessories



Enameled GN container